

TOOL TROLLEY

TT SERIES

COMPLETE



SW STAHL
PROFESSIONAL TOOLS



TT

SERIES

COMPLETE



TT200
silver

TT801
black

TT802
blue

TT802
black

TT801
blue

TT402
black

TT400
black

TT401
black

TT 800



SW STAHL
PROFESSIONAL TOOLS
SERIES

A TRULY DREAM FIGURE

TT801



TOOL TROLLEY:
860 mm wide
548 mm deep
1084 mm high

INSERTS:
570 mm wide
400 mm deep



Load capacity
more than
600 kg

TT802



TOOL TROLLEY:
1050 mm wide
548 mm deep
1084 mm high

INSERTS:
760 mm wide
400 mm deep



Load capacity
more than
600 kg



DESIGNED

IN GERMANY

802
801


EXTERIEUR

DESIGNED
IN GERMANY



T802
T801

INTERIEUR



DESIGNED
IN GERMANY

ONLY THE BEST TOOLS FOR YOU

TT801



TT801

Z3011-9

278,00 EUR*

28
PIECE




TT801

Z3011-1

494,50 EUR*

167
PIECE




TT801

Z3011-11

430,50 EUR*

72
PIECE



TT801

Z3011-4

330,50 EUR*


49
PIECE




TT801



TT801
Z3011-6
257,50 EUR*
25
PIECE



TT801
Z3011-14
402,50 EUR*
144
PIECE



TT801
Z3011-15
205,90 EUR*
44
PIECE



TT802



TT802

Z3011-8

314,00 EUR*

44
PIECE

TT802

Z3011-10

421,00 EUR*

34
PIECE




TT802

Z3011-13

587,00 EUR*

204
PIECE



TT802

Z3011-12

587,00 EUR*

95
PIECE



TT802

Z3011-5

402,50 EUR*


57
PIECE



TT802




TT802
Z3011-18
360,50 EUR*
6
PIECE




TT802
Z3011-16
839,90 EUR*
26
PIECE



TT802
Z3011-17
875,50 EUR*
40
PIECE



TT802
Z3011-3
549,90 EUR*
203
PIECE



TT800

DOUBLE WINNERS!



SW STAHL TT801 PROFESSIONAL TOOL TROLLEY, BLACK, UNEQUIPPED

Modern tool trolley for professional use in all automotive and industrial businesses. The TWIN-Lock locking system makes it possible to choose whether only one or all drawers can be opened at the same time.

- 8 drawers with heavy-duty slides
- Quick-locking mechanism with soft close function on each drawer
- Stainless steel top cover with embossed grooves and side sealing
- Wheels with TPE treads ensure smooth running
- TWIN-Lock locking system
- Centrally lockable
- Magnetic storage shelves
- Edge protectors
- Paper roll holder and can holder included
- Further accessories available



TT801 07101L 999,90 EUR*

SW STAHL TT801 PROFESSIONAL TOOL TROLLEY, BLUE, UNEQUIPPED

Modern tool trolley for professional use in all automotive and industrial businesses. The TWIN-Lock locking system makes it possible to choose whether only one or all drawers can be opened at the same time.

- 8 drawers with heavy-duty slides
- Quick-locking mechanism with soft close function on each drawer
- Stainless steel top cover with embossed grooves and side sealing
- Wheels with TPE treads ensure smooth running
- TWIN-Lock locking system
- Centrally lockable
- Magnetic storage shelves
- Edge protectors
- Paper roll holder and can holder included
- Further accessories available



TT801 07100L 899,90 EUR*

SW STAHL TT802 PROFESSIONAL TOOL TROLLEY, BLACK, UNEQUIPPED

Extra wide and modern tool trolley for professional use in all automotive and industrial businesses. The TWIN-Lock locking system makes it possible to choose whether only one or all drawers can be opened at the same time.

- 8 drawers with heavy-duty slides
- Quick-locking mechanism with soft close function on each drawer
- Stainless steel top cover with embossed grooves and side sealing
- Wheels with TPE treads ensure smooth running
- TWIN-Lock locking system
- Centrally lockable
- Magnetic storage shelves
- Edge protectors
- Paper roll holder and can holder included
- Further accessories available



TT802 07111L 1.249,90 EUR*

SW STAHL TT802 PROFESSIONAL TOOL TROLLEY, BLUE, UNEQUIPPED

Extra wide and modern tool trolley for professional use in all automotive and industrial businesses. The TWIN-Lock locking system makes it possible to choose whether only one or all drawers can be opened at the same time.

- 8 drawers with heavy-duty slides
- Quick-locking mechanism with soft close function on each drawer
- Stainless steel top cover with embossed grooves and side sealing
- Wheels with TPE treads ensure smooth running
- TWIN-Lock locking system
- Centrally lockable
- Magnetic storage shelves
- Edge protectors
- Paper roll holder and can holder included
- Further accessories available



TT802 07110L 1.199,90 EUR*

SW STAHL TT801 PROFESSIONAL TOOL TROLLEY, EQUIPPED, 213 PIECE, 3 INLAYS

Modern tool trolley for professional use in all automotive and industrial businesses. The TWIN-Lock locking system makes it possible to choose whether only one or all drawers can be opened at the same time. 3 Drawers equipped with 213 tools in premium quality, stored in 3/3 system foam inserts.


- 8 drawers with heavy-duty slides
- Quick-locking mechanism with soft close function on each drawer
- Stainless steel top cover with embossed grooves and side sealing
- Wheels with TPE treads ensure smooth running
- TWIN-Lock locking system
- For further details on the tool trolley, see article 07101L

Contains the following equipped 3/3 system foam inserts:


- Z3011-6 / Tool assortment, Screwdrivers and pliers, 25-piece
- Z3011-14 / Tool assortment, 1/4", 3/8", 1/2", with ratchets, 144-piece
- Z3011-15 / Tool assortment, Combination spanners and general hand tools, 44-piece



213
PIECE



Z3011-6, 25-piece



Z3011-14, 144-piece



Z3011-15, 44-piece

TT801
Z3116



TT801
Z3117



BLUE

BLACK

TT801	Z3116	1.639,90 EUR*
--------------	-------	---------------

TT801	Z3117	1.739,90 EUR*
--------------	-------	---------------

SW STAHL TT801 PROFESSIONAL TOOL TROLLEY, EQUIPPED, 246 PIECE, 4 INLAYS

Modern tool trolley for professional use in all automotive and industrial businesses.. The TWIN-Lock locking system makes it possible to choose whether only one or all drawers can be opened at the same time. 4 Drawers equipped with 246 tools in premium quality, stored in 3/3 system foam inserts.

- 8 drawers with heavy-duty slides
- Quick-locking mechanism with soft close function on each drawer
- Stainless steel top cover with embossed grooves and side sealing
- Wheels with TPE treads ensure smooth running
- TWIN-Lock locking system
- For further details on the tool trolley, see article 07101L

Contains the following equipped 3/3 system foam inserts:


- Z3011-4 / Tool assortment, Combination and ratchet spanners, 49-piece
- Z3011-6 / Tool assortment, Screwdrivers and pliers, 25-piece
- Z3011-9 / Tool assortment, general hand tools, 28-piece
- Z3011-14 / Tool assortment, 1/4", 3/8", 1/2", with ratchets, 144-piece



246
PIECE



Z3011-9, 28-piece



Z3011-6, 25-piece



Z3011-4, 49-piece



Z3011-14, 144-piece

TT801
Z3113



TT801
Z3114



BLUE

BLACK

TT801	Z3113	1.869,90 EUR*
--------------	-------	---------------

TT801	Z3114	1.969,90 EUR*
--------------	-------	---------------


SW STAHL TT801 PROFESSIONAL TOOL TROLLEY EQUIPPED, 341 PIECE, 5 INLAYS

Modern tool trolley for professional use in all automotive and industrial businesses.. The TWIN-Lock locking system makes it possible to choose whether only one or all drawers can be opened at the same time. 5 Drawers equipped with 341 tools in premium quality, stored in 3/3 system foam inserts.


- 8 drawers with heavy-duty slides
- Quick-locking mechanism with soft close function on each drawer
- Stainless steel top cover with embossed grooves and side sealing
- Wheels with TPE treads ensure smooth running
- TWIN-Lock locking system
- For further details on the tool trolley, see article 07101L

Contains the following equipped 3/3 system foam inserts:


- Z3011-1 / Tool assortment, 1/4", 3/8", 1/2", with ratchets, 167-piece
- Z3011-4 / Tool assortment, Combination and ratchet spanners, 49-piece
- Z3011-6 / Tool assortment, Screwdrivers and pliers, 25-piece
- Z3011-9 / Tool assortment, general hand tools, 28-piece
- Z3011-11 / Tool assortment, Bit-sockets 1/2", 72-piece



Z3011-9, 28-piece




Z3011-11, 72-piece



Z3011-1, 167-piece



Z3011-4, 49-piece



Z3011-6, 25-piece



341
PIECE

TT801
Z3110

TT801
Z3111



BLUE

BLACK

TT801 Z3110 2.419,90 EUR*

TT801 Z3111 2.519,90 EUR*

SW STAHL TT802 PROFESSIONAL TOOL TROLLEY, EQUIPPED, 304 PIECE, 3 INLAYS

Extra wide and modern tool trolley for professional use in all automotive and industrial businesses. The TWIN-Lock locking system makes it possible to choose whether only one or all drawers can be opened at the same time. 3 Drawers equipped with 304 tools in premium quality, stored in 4/3 system foam inserts.

- 8 drawers with heavy-duty slides
- Quick-locking mechanism with soft close function on each drawer
- Stainless steel top cover with embossed grooves and side sealing
- Wheels with TPE treads ensure smooth running
- TWIN-Lock locking system
- For further details on the tool trolley, see article 07111L

Contains the following equipped 4/3 system foam inserts:

- Z3011-3 / Tool assortment, 1/4", 3/8", 1/2", with ratchets, 203-piece
- Z3011-5 / Tool assortment, Combination and ratchet spanners, 57-piece
- Z3011-8 / Tool assortment, Screwdrivers and pliers, 44-piece



304
PIECE

TT802
Z3208

TT802
Z3209




BLUE

BLACK

TT802 Z3208 2.129,90 EUR*

TT802 Z3209 2.229,90 EUR*



Z3011-3, 203-piece



Z3011-5, 57-piece



Z3011-8, 44-piece


SW STAHL TT802 PROFESSIONAL TOOL TROLLEY, EQUIPPED, 338 PIECE, 4 INLAYS

Extra wide and modern tool trolley for professional use in all automotive and industrial businesses. The TWIN-Lock locking system makes it possible to choose whether only one or all drawers can be opened at the same time. 4 Drawers equipped with 338 tools in premium quality, stored in 4/3 system foam inserts.

- 8 drawers with heavy-duty slides
- Quick-locking mechanism with soft close function on each drawer
- Stainless steel top cover with embossed grooves and side sealing
- Wheels with TPE treads ensure smooth running
- TWIN-Lock locking system
- For further details on the tool trolley, see article 07111L

Contains the following equipped 4/3 system foam inserts:

- Z3011-3 / Tool assortment, 1/4", 3/8", 1/2", with ratchets, 203-piece
- Z3011-5 / Tool assortment, Combination and ratchet spanners, 57-piece
- Z3011-8 / Tool assortment, Screwdrivers and pliers, 44-piece
- Z3011-10 / Tool assortment, general hand tools, 34-piece



Z3011-3, 203-piece



Z3011-5, 57-piece



Z3011-8, 44-piece



Z3011-10, 34-piece



TT802
Z3211

TT802
Z3212



BLUE

BLACK

TT802 Z3211 2.449,90 EUR*

TT802 Z3212 2.549,90 EUR*

SW STAHL TT802 PROFESSIONAL TOOL TROLLEY, EQUIPPED, 434 PIECE, 5 INLAYS

Extra wide and modern tool trolley for professional use in all automotive and industrial businesses. The TWIN-Lock locking system makes it possible to choose whether only one or all drawers can be opened at the same time. 5 Drawers equipped with 434 tools in premium quality, stored in 4/3 system foam inserts.

- 8 drawers with heavy-duty slides
- Quick-locking mechanism with soft close function on each drawer
- Stainless steel top cover with embossed grooves and side sealing
- Wheels with TPE treads ensure smooth running
- TWIN-Lock locking system
- For further details on the tool trolley, see article 07111L

Contains the following equipped 4/3 system foam inserts:

- Z3011-5 / Tool assortment, Combination and ratchet spanners, 57-piece
- Z3011-8 / Tool assortment, Screwdrivers and pliers, 44-piece
- Z3011-10 / Tool assortment, general hand tools, 34-piece
- Z3011-12 / Tool assortment, 1/2", with ratchet, 95-piece
- Z3011-13 / Tool assortment, 1/4", 3/8", with ratchets, 204-piece



Z3011-13, 204-piece




Z3011-5, 57-piece



Z3011-10, 34-piece



Z3011-12, 95-piece




Z3011-8, 44-piece



TT802
Z3200

TT802
Z3201



BLUE

BLACK

TT802 Z3200 3.079,90 EUR*

TT802 Z3201 3.179,90 EUR*

TT802

MADE FOR GREATNESS!



472
PIECE

OUR TT802 TOOL TROLLEY NOW WITH NEW TRUCK INSERTS

We have designed new inserts for our award-winning TT802 professional tool trolley, featuring the best tools in the commercial vehicle sector. Ready for large and heavy tasks. Customise your TT802 to suit your individual workshop needs or choose one of our complete sets.

TOOL TROLLEY RANGE, SOCKET WRENCH WITH RATCHET, 3/4", 40 PIECE


- REVERSIBLE RATCHET WITH SCREW-ON SHAFT, 500 MM
- IMPACT HEXAGON SOCKETS 19-50 MM
- DODECAGONAL SOCKETS 19-50 MM
- IMPACT UNIVERSAL JOINT
- IMPACT EXTENSIONS 100 MM AND 250 MM
- EXTENSIONS 100, 200 AND 400 MM
- SLIDING HANDLE 450 MM



Z3011-17, 40-piece

TOOL TROLLEY RANGE, EXTRA-LONG OPEN-END WRENCHES, 6-PIECE SET


- OPEN-END SPANNERS IN THE FOLLOWING SIZES AND LENGTHS:
- SW 34 X 440 MM
 - SW 36 X 445 MM
 - SW 38 X 470 MM
 - SW 41 X 495 MM
 - SW 46 X 540 MM
 - SW 50 X 600 MM



Z3011-18, 6-piece




TT802
Z3206
3.999,90 EUR*



Z3011-13, 204-piece




Z3011-12, 95-piece



Z3011-16, 26-piece




Z3011-5, 57-piece



Z3011-8, 44-piece

TT 400



PROFESSIONAL TOOLS
SW STAHL

PROFESSIONAL TOOLS
SW STAHL

PROFESSIONAL TOOLS
SW STAHL

SERIES

DESIGNED
IN GERMANY



SW STAHL
PROFESSIONAL TOOLS
www.swstahl.de

**NEW
PRODUCT**


NEW ADDITION TO THE FAMILY

COMPACT. BLACK. STRONG.

TT400	 Load capacity 300 kg
 Tool trolley: 690 mm wide 460 mm deep 945 mm high	Inserts: 530 mm wide 400 mm deep

TT402	 Load capacity 600 kg		
 Tool trolley: 990 mm wide 460 mm deep 975 mm high	Inserts: 760 mm wide 400 mm deep	Combination insert 3/3: 570 mm wide 400 mm deep	Combination insert 1/3: 189 mm wide 400 mm deep

TT401	 Load capacity 350 kg
 Tool trolley: 770 mm wide 465 mm deep 975 mm high	Inserts: 530 mm wide 400 mm deep



PROFESSIONAL TOOLS
SW STAHL

PROFESSIONAL TOOLS
SW STAHL

PROFESSIONAL TOOLS
SW STAHL



EXTERIEUR

TT400 TT401 TT402



INTERIEUR

TT400

TT401

TT402

SW STAHL
PROFESSIONAL TOOLS

ONLY THE BEST TOOLS FOR YOU!

INTERIEUR



TT400 TT401

AS INDIVIDUAL AS YOU ARE!



TT400

TT401

Z3010-5

252,50 EUR*

38
PIECE



TT400

TT401

Z3010-2

172,90 EUR*

24
PIECE



TT400

TT401

Z3010-4

573,40 EUR*

102
PIECE


TT400

TT401

Z3010-7

179,90 EUR*

12
PIECE



TT400

TT401

Z3010-1

302,80 EUR*

171
PIECE

INTERIEUR



TT402

PERFECT PERFORMANCE!



TT402

Z3011-4

49 PIECE

330,50 EUR*

Insert 1/3

Z3013-41

8 PIECE

26,50 EUR*

TT402

Z3011-1

167 PIECE


494,50 EUR*

Insert 1/3

Z3013-39

109 PIECE

44,90 EUR*



TT402

Z3011-9

28 PIECE

278,00 EUR*

Insert 1/3

Z3013-42

5 PIECE

24,50 EUR*

TT402

Z3011-11

72 PIECE

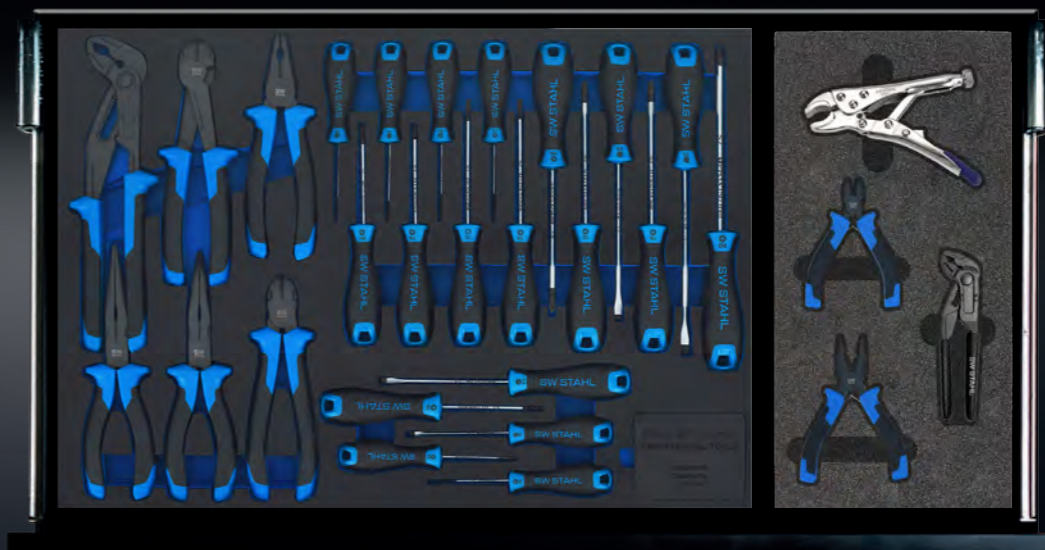

430,50 EUR*

Insert 1/3

Z3013-40

4 PIECE

84,90 EUR*



TT402

Z3011-6

25 PIECE

257,50 EUR*

Insert 1/3

Z3013-43

4 PIECE

45,20 EUR*

INTERIEUR




TT402

PROFESSIONAL WORKOUT!



TT402
Z3011-5
402,50 EUR*
57
PIECE



TT402
Z3011-13
587,00 EUR*
204
PIECE



TT402
Z3011-12
587,00 EUR*
95
PIECE




TT402
Z3011-10
421,00 EUR*
34
PIECE

INTERIEUR



TT402


PROFESSIONAL WORKOUT!



TT402
Z3011-18
360,50 EUR*
6
PIECE



TT402
Z3011-8
314,00 EUR*
44
PIECE



TT402
Z3011-17
875,50 EUR*
40
PIECE



TT402
Z3011-16
839,90 EUR*
26
PIECE

TT₄₀₀

THE RIGHT ONE FOR YOU!

TT₄₀₀

TOOL TROLLEY TT400, BLACK, UNEQUIPPED

Tool trolley - unequipped, with 7 drawers

- Tool trolley for TB8000
- Space-saving storage under TB8000 worktop
- 2 handles on the front
- Stainless steel cover with plastic storage compartments on the sides
- Fully extendable drawers with ball bearings
- Quick-release fastener on each drawer
- Centrally lockable
- Multiple drawer pull-out possible
- Plastic edge protection
- 4 swivel castors

Drawer internal dimensions:

- Width: 530 mm
- Depth: 400 mm
- Height of drawers 1-5: 70 mm
- Height of drawers 6-7: 145 mm



TT₄₀₀ 085044 499,90 EUR*

TT₄₀₁

TOOL TROLLEY TT401, BLACK, UNEQUIPPED

Tool trolley - unequipped, with 7 drawers

- Fully extendable drawers, ball bearing mounted
- Quick-lock mechanism on each drawer
- Centrally lockable
- Multiple drawer pull-out possible
- Plastic edge protection
- 2 swivel castors

Drawer internal dimensions:

- Width: 530 mm
- Depth: 400 mm
- Height of drawers 1-5: 70 mm
- Height of drawers 6-7: 145 mm



TT₄₀₁ 07140L 419,90 EUR*

TT₄₀₂

DISCOVER THE NEW EXTRA WIDE TT402 TOOL TROLLEY:

WELL-DESIGNED, PERFECTLY CRAFTED AND EQUIPPED FOR PROFESSIONALS.

STRONG PERFORMANCE, SMART PRICE.

TOOL TROLLEY TT402, BLACK, UNEQUIPPED

- Fully extendable drawers, ball bearing mounted
- Quick-lock mechanism on each drawer
- Centrally lockable
- Multiple drawer pull-out possible
- Plastic edge protection
- 2 swivel castors

Drawer internal dimensions:

- Width: 760 mm
- Depth: 400 mm
- Height of drawers 1-5: 70 mm
- Height of drawers 6-7: 145 mm



TT₄₀₂ 07142L 499,90 EUR*



TT401

NEW
PRODUCT

DESIGNED
IN GERMANY



SW STAHL **TT401 TOOL TROLLEY, BLACK, EQUIPPED, 207 PIECE**


Tool trolley with 7 drawers, description see item 07140L 'Worker Set' - 3 drawers equipped with a total of 207 premium quality tools, stored in foam modules. Contains the following modules:

- Z3010-1 - sockets, 171-piece
- Z3010-2 - spanners, 24 piece
- Z3010-7 - pliers and screwdrivers, 12-piece

207 PIECE



Z3010-1, 171-piece



Z3010-2, 24-piece



Z3010-7, 12-piece



TT401

Z4003

649,90 EUR*

TT401

NEW
PRODUCT

DESIGNED
IN GERMANY




SW STAHL **TT401 TOOL TROLLEY, BLACK, EQUIPPED, 347 PIECE**

Tool trolley with 7 drawers, description see item 07140L 'Worker Set' - 5 drawers equipped with a total of 347 premium quality tools, stored in foam modules. Contains the following modules:

- Z3010-1 - sockets, 171-piece
- Z3010-2 - spanners, 24 piece
- Z3010-7 - pliers and screwdrivers, 12-piece
- Z3010-4 - assorted bit set, 102-piece
- Z3010-5 - general workshop set, 38-piece


347 PIECE




Z3010-4, 102-piece



Z3010-1, 171-piece



Z3010-2, 24-piece



Z3010-7, 12-piece



Z3010-5, 38-piece



TT401

Z4005

799,90 EUR*

TT402

NEW
PRODUCT

DESIGNED
IN GERMANY

3 4 5
PIECE



TT402 TOOL TROLLEY, BLACK, EQUIPPED, 345 PIECE, 5 INSERTS

Extra wide and modern tool trolley with 7 drawers for professional use in all automotive and industrial businesses. 3 drawers equipped with a total of 345 premium quality tools.

- Fully extendable drawers, ball bearing mounted
- Quick-lock mechanism on each drawer
- Centrally lockable
- Multiple pull-out possible
- Plastic edge protection
- 2 swivel castors

Drawer internal dimensions:

- Width: 760 mm
- Depth: 400 mm
- Height of drawers 1-5: 70 mm
- Height of drawers 6-7: 145 mm

Contains the following pre-assembled system foam modules:

- Z3011-8, 4/3 insert tool trolley assortment, screwdrivers and pliers, 44 piece
- Z3011-14, 3/3 insert, tool trolley assortment, socket wrenches 1/4", 3/8", 1/2", with ratchets, 144 piece
- Z3011-15, 3/3 insert, tool trolley assortment, spanners and general hand tools, 44 piece
- Z3013-39, 1/3 insert, tool trolley assortment with bits and bit ratchet, 109 piece
- Z3013-40, 1/3 insert, tool trolley assortment VDE pliers, 4 piece



Z3011-14, 144-piece

Z3013-39, 109-piece



Z3011-15, 44-piece

Z3013-40, 4-piece



Z3011-8, 44-piece

TT402

Z4203

999,90 EUR*

TT402

NEW
PRODUCT

DESIGNED
IN GERMANY

471 PIECE



TT402 TOOL TROLLEY, BLACK, EQUIPPED, 471 PIECE, 10 INSERTS

Extra wide and modern tool trolley with 7 drawers for professional use in all automotive and industrial businesses. 5 drawers equipped with a total of 471 premium quality tools. The trolley is equipped with a handle for easy transport and a swivel castor for easy movement.


- Fully extendable drawers, ball bearing mounted
- Quick-lock mechanism on each drawer
- Centrally lockable
- Multiple pull-out possible
- Plastic edge protection
- 2 swivel castors

Drawer internal dimensions:

- Width: 760 mm
- Depth: 400 mm
- Height of drawers 1-5: 70 mm
- Height of drawers 6-7: 145 mm

Contains the following pre-assembled system foam modules:


- Z3011-1, 3/3 insert, tool trolley set, socket wrenches 1/4", 3/8", 1/2", with ratchets, 167-piece set
- Z3011-11, 3/3 insert, tool trolley set, 1/2" sockets, 72-piece
- Z3011-4, 3/3 insert, tool trolley set, wrenches and ratchet wrenches, 49-piece
- Z3011-9, 3/3 insert, tool trolley set, general hand tools, 28-piece
- Z3011-6, 3/3 insert, tool trolley set, screwdrivers and pliers, 25-piece
- Z3013-39, 1/3 insert, tool trolley set with bits and bit ratchet, 109-piece
- Z3013-40, 1/3 insert, tool trolley set of VDE pliers, 4-piece
- Z3013-41, 1/3 insert, workshop set of double-ended spanners, 8-piece
- Z3013-42, 1/3 insert, workshop set of workshop files, 5-piece
- Z3013-43, 1/3 insert, workshop set of mini pliers plus locking pliers, 4-piece



Z3011-1, 167-piece



Z3013-39, 109-piece



Z3011-11, 72-piece



Z3013-40, 4-piece



Z3011-4, 49-piece



Z3013-41, 8-piece



Z3011-9, 28-piece



Z3013-42, 5-piece



Z3011-6, 25-piece



Z3013-43, 4-piece

TT402 Z4205 1.499,90 EUR*

TT402

NEW
PRODUCT

DESIGNED
IN GERMANY

472 PIECE

TT402 TOOL TROLLEY, BLACK, EQUIPPED, 472 PIECE, 7 INSERTS

Extra wide and modern tool trolley with 7 drawers for professional use in all automotive and industrial businesses.


- Fully extendable drawers, ball bearing mounted
- Quick-lock mechanism on each drawer
- Centrally lockable
- Multiple pull-out possible
- Plastic edge protection
- 2 swivel castors

Drawer internal dimensions:

- Width: 760 mm
- Depth: 400 mm
- Height of drawers 1-5: 70 mm
- Height of drawers 6-7: 145 mm

Contains the following assembled 4/3 system foam modules:


- Z3011-5 / Tool trolley assortment, screwdrivers and ratchet wrenches, 57 piece
- Z3011-8 / Tool trolley assortment, screwdrivers and pliers, 44 piece
- Z3011-12 / Tool trolley assortment, socket wrench 1/2", with ratchet, 95 piece
- Z3011-13 / Tool trolley assortment, socket wrench 1/4", 3/8", with ratchets, 204 piece
- Z3011-16 / Tool trolley assortment, hand tools, 26 piece
- Z3011-17 / Tool trolley assortment, socket wrench with ratchet, 3/4", 40 piece
- Z3011-18 / Tool trolley assortment, open-end wrench, extra long, 6 piece



Z3011-12, 96-piece



Z3011-8, 44-piece




Z3011-13, 204-piece



Z3011-18, 6-piece



Z3011-16, 26-piece



Z3011-17, 40-piece



Z3011-5, 57-piece



TT402 Z4206 2.499,90 EUR*

TT 200



TT201 TOOL TROLLEY, SILVER, UNEQUIPPED

Tool trolley - unquipped, with 7 drawers

- Full-extension drawers with ball-bearing slides
- Quick-release latch on each drawer
- Central locking
- Multiple-extension drawers available
- Plastic edge protection
- 2 swivel castors

Internal dimensions of drawers:

- Width: 530 mm
- Depth: 400 mm
- Height of drawers 1-5: 70 mm
- Height of drawers 6-7: 145 mm

TT201

07050L

369,90 EUR*


TT₂₀₁ WORKER

TOOL TROLLEY, EQUIPPED, 207 PIECE


Tool trolley with 7 drawers

Worker Set – 3 drawers equipped with a total of 207 premium-quality tools, stored in foam modules.

207
PIECE



Z3010-1, 171-piece



Z3010-2, 24-piece



Z3010-3, 12-piece



TT₂₀₁

Z3703

549,90 EUR*

TT₂₀₁ WORKER


TOOL TROLLEY, EQUIPPED, 347 PIECE

Tool trolley with 7 drawers.


Worker Set – 5 drawers equipped with a total of 347 premium-quality tools, stored in foam modules.



Z3010-5, 38-piece




Z3010-1, 171-piece



Z3010-2, 24-piece



Z3010-3, 12-piece



Z3010-4, 102-piece



347
PIECE

TT₂₀₁

Z3705

699,90 EUR*



TB8000

TOOLBOARD PROFESSIONAL MASTER

SW STAHL
PROFESSIONAL TOOLS

www.swstahl.de